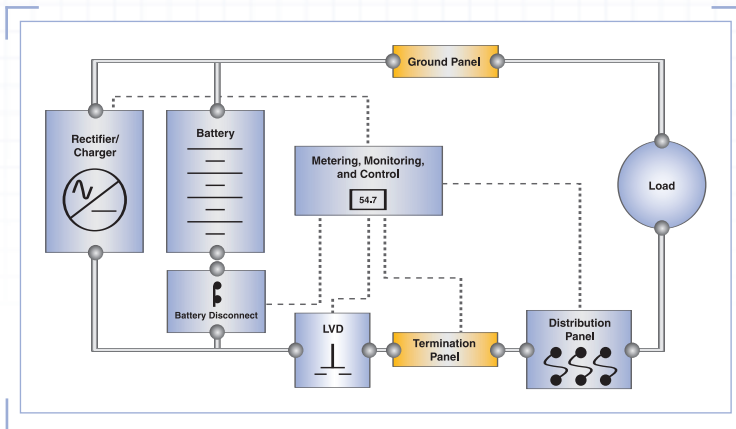


## GROUND AND TERMINATION PANELS



C&D Technologies' Ground and Termination Panels provide convenient connections to multiple pieces of power board equipment. Various sizes and configurations are available to meet changing needs.

### FEATURES AND BENEFITS

#### Modular Design

Wide selection of panels allows for flexible system layout.

#### Quality Materials

Extensive quality control insures components are manufactured to exacting standards resulting in trouble free operation in the field.

#### Contents

- Combination Ground and Termination Panels
- Ground Bar Panels
- Termination Bar Panels

#### Lug Size Table

Size	Typical Max. Wire Size	Max. Lug Width	Bolt Size	C-C Spacing
A	8 – 1/0	0.69"	1/4"	0.63"
B	6 – 4/0	1.05"	3/8"	1.00"
C	2 – 500MCM	1.55"	3/8"	1.00" – 1.75"
D	4/0 – 1000 MCM	2.05"	1/2"	1.00" – 1.75"

## COMBINATION GROUND AND TERMINATION PANELS

Combination Ground and Termination Panels provide isolated bus bars for both ground connections and termination connections.

### Combination Ground and Termination Panels

Part Number	Capacity (Amps)	Weight lb (kg)	Rack Width (in)	Height	Lug Mounting Positions			
					A	B	C	D
111-3774-01	200	3.0 (1.4)	19	2 RU	12	4		
111-3774-02	400	10.0 (4.5)	19	4 RU	24	8	2	
111-3774-04	800	14.0 (6.4)	19	6 RU	40			6
111-3774-11	200	4.0 (1.8)	23	2 RU	16	6		
111-3774-12	400	11.0 (5.0)	23	4 RU	36		12	
111-3774-13	600	15.0 (6.8)	23	4 RU				
111-3774-14	800	15.0 (6.8)	23	6 RU	44			8

## GROUND BAR PANELS

Ground Bar Panels provide isolated bus bar for ground connections.

### Ground Panels



Part Number	Capacity (Amps)	Weight lb (kg)	Rack Width (in)	Height	Lug Mounting Positions			
					A	B	C	D
111B-2240-01	200	2.0 (0.9)	19	1 RU	16	4		
111B-2240-02	400	4.0 (1.8)	19	1 RU	12	6		
111B-2240-03	600	8.0 (3.6)	19	2 RU	20		3	2
111B-2240-04	800	8.0 (3.6)	19	2 RU	20		3	2
111B-2240-11	200	3.0 (1.4)	23	1 RU	21	5		
111B-2240-12	400	5.0 (2.3)	23	1 RU	18	6		
111B-2240-13	600	9.0 (4.1)	23	2 RU	22		4	3
111B-2240-14	800	9.0 (4.1)	23	2 RU	22		4	3
111B-2240-16	1200	14.0 (6.4)	23	2 RU				

## TERMINATION BAR PANELS

Termination Bar Panels provide isolated bus bar for termination connections.

### Termination Panels

Part Number	Capacity (Amps)	Weight lb (kg)	Rack Width (in)	Height	Lug Mounting Positions			
					A	B	C	D
111B-2240-21	200	2.0 (0.9)	19	1 RU16	4			
111B-2240-22	400	4.0 (1.8)	19	1 RU	12	6		
111B-2240-23	600	8.0 (3.6)	19	2 RU	20		3	2
111B-2240-24	800	8.0 (3.6)	19	2 RU	20		3	2
111B-2240-31	200	3.0 (1.4)	23	1 RU	21	5		
111B-2240-32	400	5.0 (2.3)	23	1 RU	18	6		
111B-2240-33	600	9.0 (4.1)	23	2 RU	22		4	3
111B-2240-34	800	9.0 (4.1)	23	2 RU	22		4	3



**C&D TECHNOLOGIES, INC.**

### POWER SYSTEMS DIVISION

1400 Union Meeting Road  
P.O. Box 3053 • Blue Bell, PA 19422-0858  
(215) 619-2700 • Fax (215) 619-7899 • (800) 543-8630  
customersvc@cdtechno.com  
www.cdtechno.com

Any data, descriptions or specifications presented herein are subject to revision by C&D Technologies, Inc. without notice. While such information is believed to be accurate as indicated herein, C&D Technologies, Inc. makes no warranty and hereby disclaims all warranties, express or implied, with regard to the accuracy or completeness of such information. Further, because the product(s) featured herein may be used under conditions beyond its control, C&D Technologies, Inc. hereby disclaims all warranties, either express or implied, concerning the fitness or suitability of such product(s) for any particular use or in any specific application or arising from any course of dealing or usage of trade. The user is solely responsible for determining the suitability of the product(s) featured herein for user's intended purpose and in user's specific application.